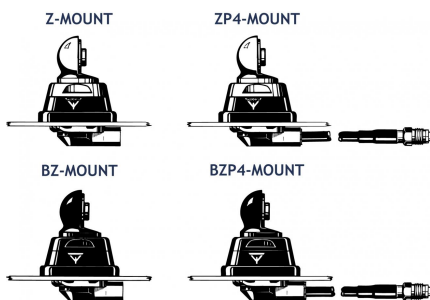
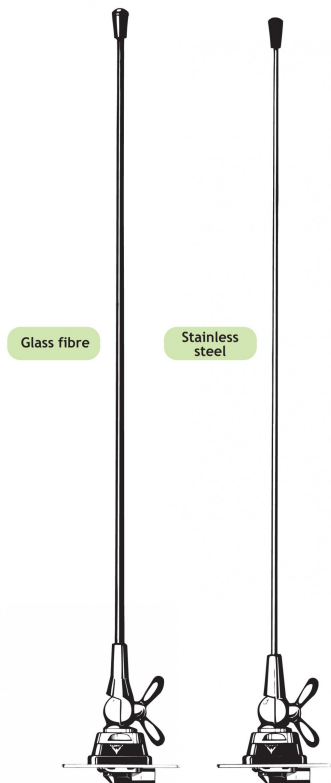


MH 1-Z

¼ λ Mobile Antenna for the 160 MHz Band

DESCRIPTION

- Sturdy, general-purpose ¼ λ antenna in professional quality.
- Available with glass fiber or stainless steel whip.
- Stainless steel Z-mount with ball-joint and wing screw whip-fastening system.
- Available with bright or black-chromed metal parts (mount and whip):
 - MH 1-Z...: Bright version
 - MH 1-BZ...: Black version
- Simple mounting exclusively with access from the outside. Models with roof thickness from 2 mm to 7.5 mm mounting from the inside.
- Choice between two connection principles: Z-mount:
 - FME-connection (supplied without cable).
 - ZP4-mount: Permanently attached 4 m cable terminated with FME-connector.



ORDERING DESIGNATIONS

TYPE WHIP STAINLESS STEEL	PRODUCT NO.	TYPE WHIP GLASS FIBER	PRODUCT NO.	MOUNT VERSION
MH 1-ZR	130000720	MH 1-Z	130000714	Z-mount with FME-system BRIGHT
MH 1-BZR	130000725	MH 1-BZ	130000719	Z-mount with FME-system BLACK
MH 1-ZP4R	130000721	MH 1-ZP4	130000715	ZP4-mount with 4 m cable + FME-connector BRIGHT
MH 1-BZP4R	130000717	MH 1-BZP4	130000716	BZP4-mount with 4 m cable + FME-connector BLACK

SPECIFICATIONS

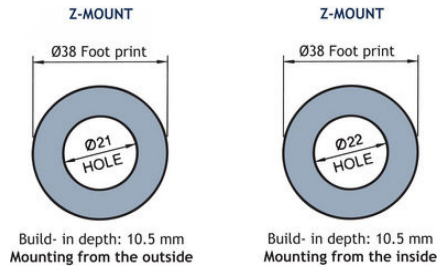
ELECTRICAL	
MODEL	MH 1-Z
ANTENNA TYPE	¼ λ mobile whip antenna
FREQUENCY	Tunable by cutting within: 144...175 MHz (Also applicable: 175...225 MHz)
IMPEDANCE	Nom. 50 Ω
POLARIZATION	Vertical
GAIN	0 dB (acc. to EIA RS-329-1)
BANDWIDTH	≥ 15 MHz @ SWR ≤ 2.0
SWR	≤ 1.3 @ f.res.
MAX. POWER	150 W
MECHANICAL	
MATERIALS	Whip: Conical glass fiber or stainless steel Chromed brass Mount: Chromed brass Weather- and shockproof plastics Stainless steel
RECOMMENDED INSTALLATION TORQUE	7.5 ± 1 Nm
COLOUR	Bright or black, see above
HEIGHT	Approx. 53 cm
WEIGHT	Z-version: Approx. 150 g ZP4-version: Approx. 300 g
MOUNTING	ø21 mm dia. hole (For roof thickness 2 mm up to 7.5 mm mounting hole should be ø22 mm dia.)
ROOF THICKNESS	Max. 2.0 mm (Models up to 7.5 mm on request)

INSTALLATION

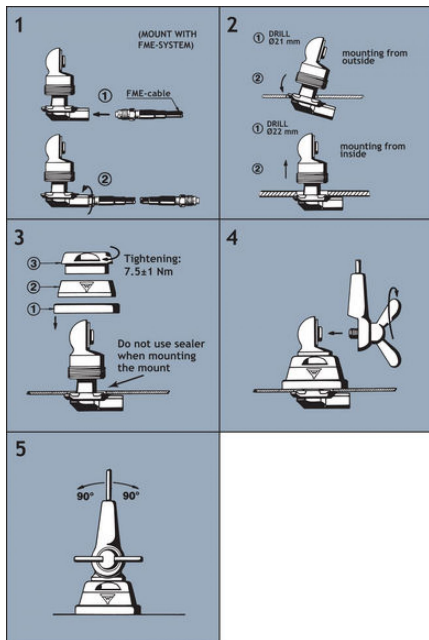
This antenna is provided with type Z-mount. The whip is fastened to the mount by means of our standard ball-joint and wing screw system. The adjustable ball-joint ensures that the whip can always be mounted in a vertical position independent of the angle of the installation spot.

The Z-mount is particularly well suited for mounting on car-roofs because of its ability to be installed exclusively with access from the outside. The Z-Mount for roof thickness from 2 mm to 7.5 mm must be mounted from the inside. However, the antenna can be installed anywhere on the car, as the BZ-mount is equally well suited for mounting on e.g. trunk or wing.

1. INSTALLATION DIMENSIONS



2. INSTALLATION STEPS

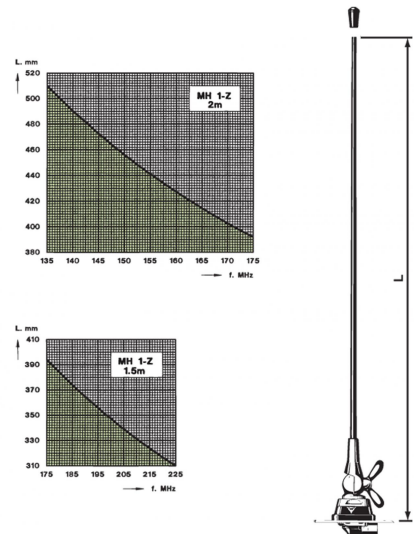


Do not use sealer on rubber gasket or other places.

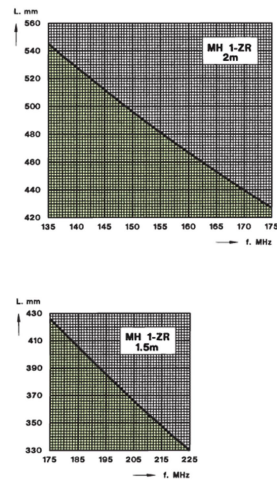
3. TUNING

The antenna should always be tuned using an SWR-meter. The cutting diagrams below serve as a guide for this procedure.

GLASS FIBRE WHIP



STAINLESS STEEL WHIP



PROCOM A/S reserve the right to amend specifications without prior notice.

07/07/11